

NEW



BALL VALVE WITH HIGH-FLOW DRAIN

Calefactio's new full port brass ball valves with high flow drain allow you to isolate and drain any part of a piped system. They simplify maintenance and service operations, enabling quick and efficient interventions.



Adjustable
Drain Path

Handle's Reversible Design
Offers Enhanced Versatility

Compact and
efficient design

calefactio.com

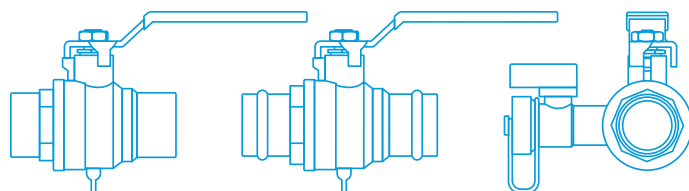
THIS INNOVATIVE VALVE COMBINES THE PRECISION OF A BALL VALVE WITH A HIGH-CAPACITY DRAIN, ENSURING SEAMLESS AND UNINTERRUPTED FLOW.

ADVANTAGES

- ▶ 90° handle rotation
- ▶ Avoids reduced port alternatives
- ▶ Redirecting the main flow channel into the drain
- ▶ Reduces the risk of pressure drop and debris accumulation
- ▶ Compact and efficient design

TECHNICAL SPECIFICATIONS

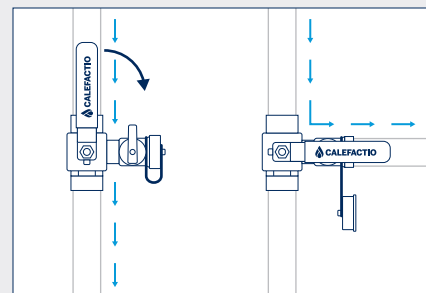
- ▶ Full port brass valve
- ▶ High-flow drain
- ▶ Reversible handle
- ▶ Seat: PTFE
- ▶ O-ring: EPDM
- ▶ Pressure rating: 250 CWP
- ▶ Connection: Sweat or Press, 3/4" to 1 1/2"



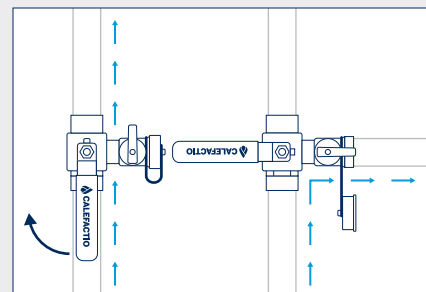
Sweat model

Press model

OPERATION



Draining from Above Ball




Draining from Below Ball

ALSO AVAILABLE



Tankless water heater valve kit (PRV included)



Tankless water heater valves with expansion tank #TK075NTE



Drain valves



Pressure relief valve

Quebec, Canada
 T 450 951.0818
 F 450 951.2165

calefactio_solutions
 calefactio
 calefactio-solutions-inc

calefactio.com

